

~ make your own ~
SMART LOO ROLL



YOU WILL NEED



- LOO ROLL TUBE
- PENCIL
- SCISSORS
- PHONE
- A CHAIR




Place your phone across one end of the tube and mark the thickness of it on both sides



Measure half the width of your phone on both sides of the tube




Cut down to this mark and then fold out the two flaps



Check that your phone fits snugly into the slot. When you cut the lines make sure you don't cut too much. You can always cut out more if your phone doesn't fit



TOP TIP – If you have a cover for your phone keep that on just in case it falls out of the tube!



SMART LOO ROLL!



Mark a point a third of the way up the tube on both sides. If the back of the chair is sloped draw a line that matches that angle



Measure the thickness of the back of the chair on both sides of the tube